

Index

- 1: Ground Plan
- 2: Section Plan
- 3: Signal Flow
- 4: Pit Layout

Sound Design Drafting

La Cage

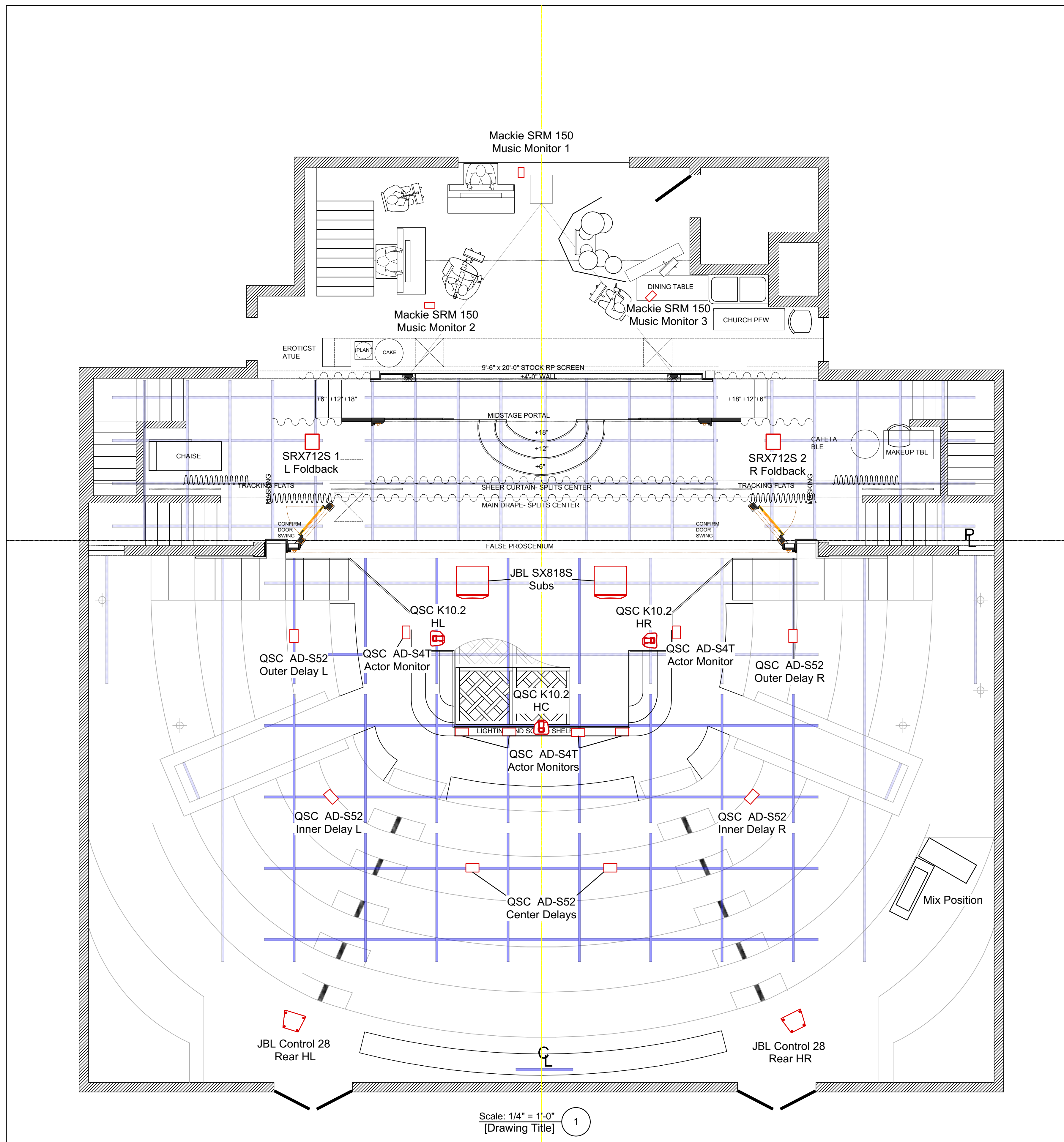
DIRECTION BY _____ Sean Murray

SOUND DESIGN _____ Stewart Blackwood

LIGHTING DESIGN _____ Chris Rynne

COSTUME DESIGN _____ Jennifer Gittings

SCENIC DESIGN _____ Sean Fanning



La Cage

Creative Team:
 Director: Sean Murray
 Sound Designer: Stewart Blackwood
 Lighting Designer: Chris Rynne
 Scenic Designer: Sean Fanning
 Costume Designer: Jennifer Gittings

Key:

Notes:

-SRX Foldbacks can be moved if they are in the way of lighting. The important thing to note is that they are the monitors for the actors when upstage.
 -The six down stage monitors maybe turned into four if the hardware to install the two side monitors does not exist.

Document: Ground Diagram

Plate:

1 of 4

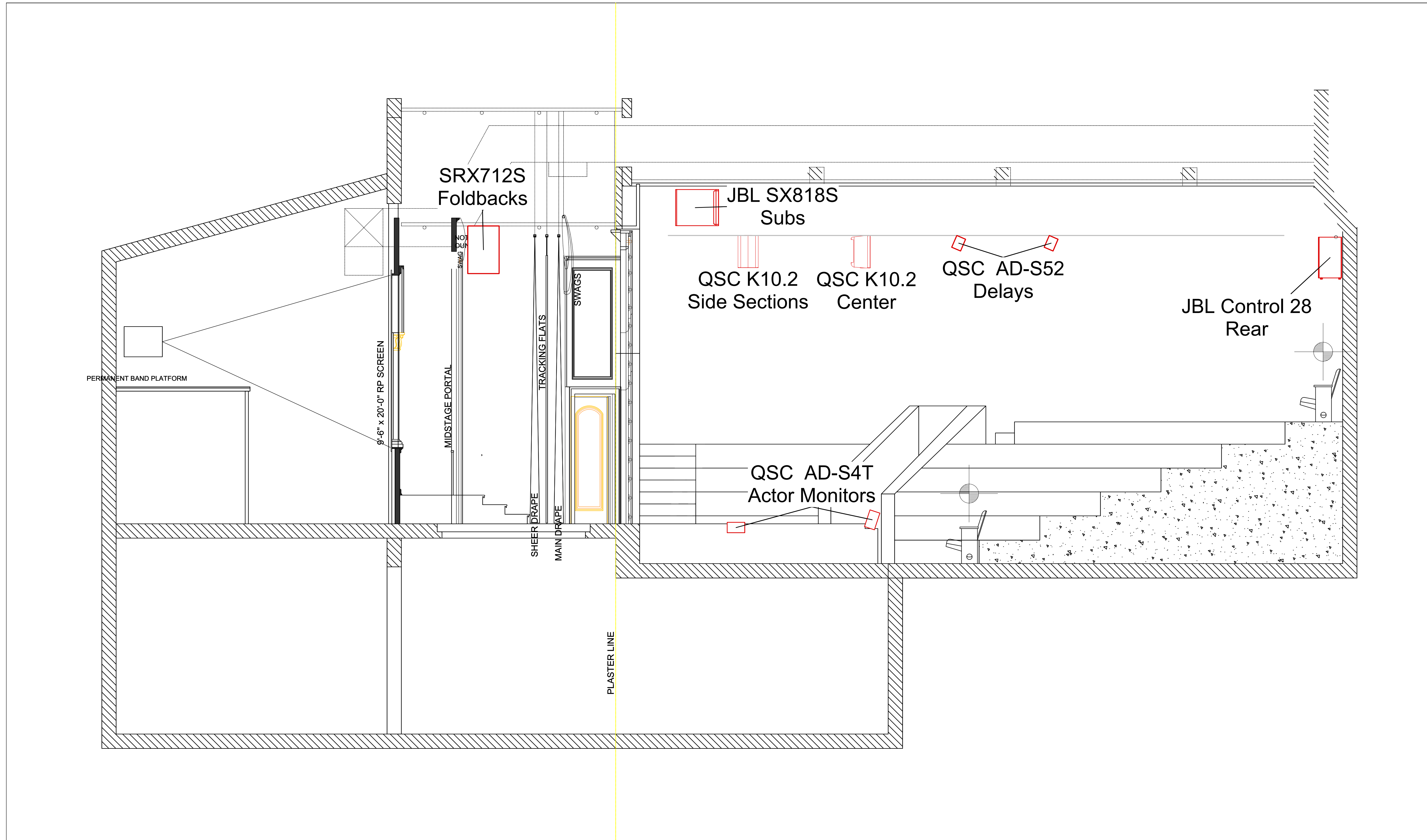
1/13/20

Creative Team:
 Director: Sean Murray
 Sound Designer: Stewart Blackwood
 Lighting Designer: Chris Rynne
 Scenic Designer: Sean Fanning
 Costume Designer: Jennifer Gittings

Key:

Notes:

-SRX Foldbacks can be moved if they are in the way of lighting. The important thing to note is that they are the monitors for the actors when upstage.
 -The six down stage monitors maybe turned into four if the hardware to install the two side monitors does not exist.



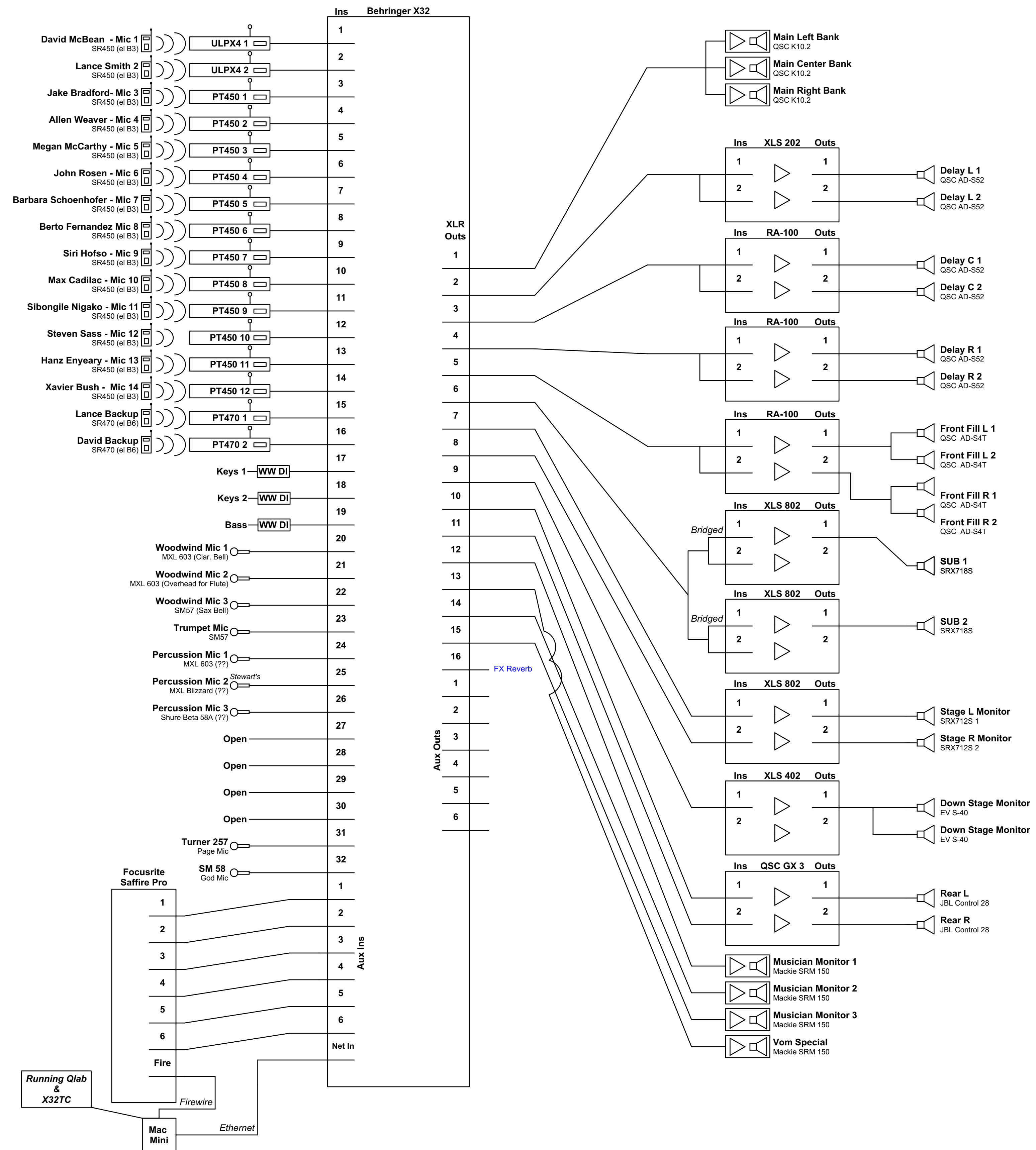
1 [Drawing Title]
 Scale: 3/8" = 1'-0"

Document: Section Diagram

Plate:

2 of 4

1/13/20



La Cage

Creative Team:
 Director: Sean Murray
 Sound Designer: Stewart Blackwood
 Lighting Designer: Chris Rynne
 Scenic Designer: Sean Fanning
 Costume Designer: Jennifer Gittings

Key:

Notes:

To view easily in a PDF format: Right click and rotate the image. We will need to install the X32TC software onto the mac mini.

Document: Signa 1 Flow

Plate:

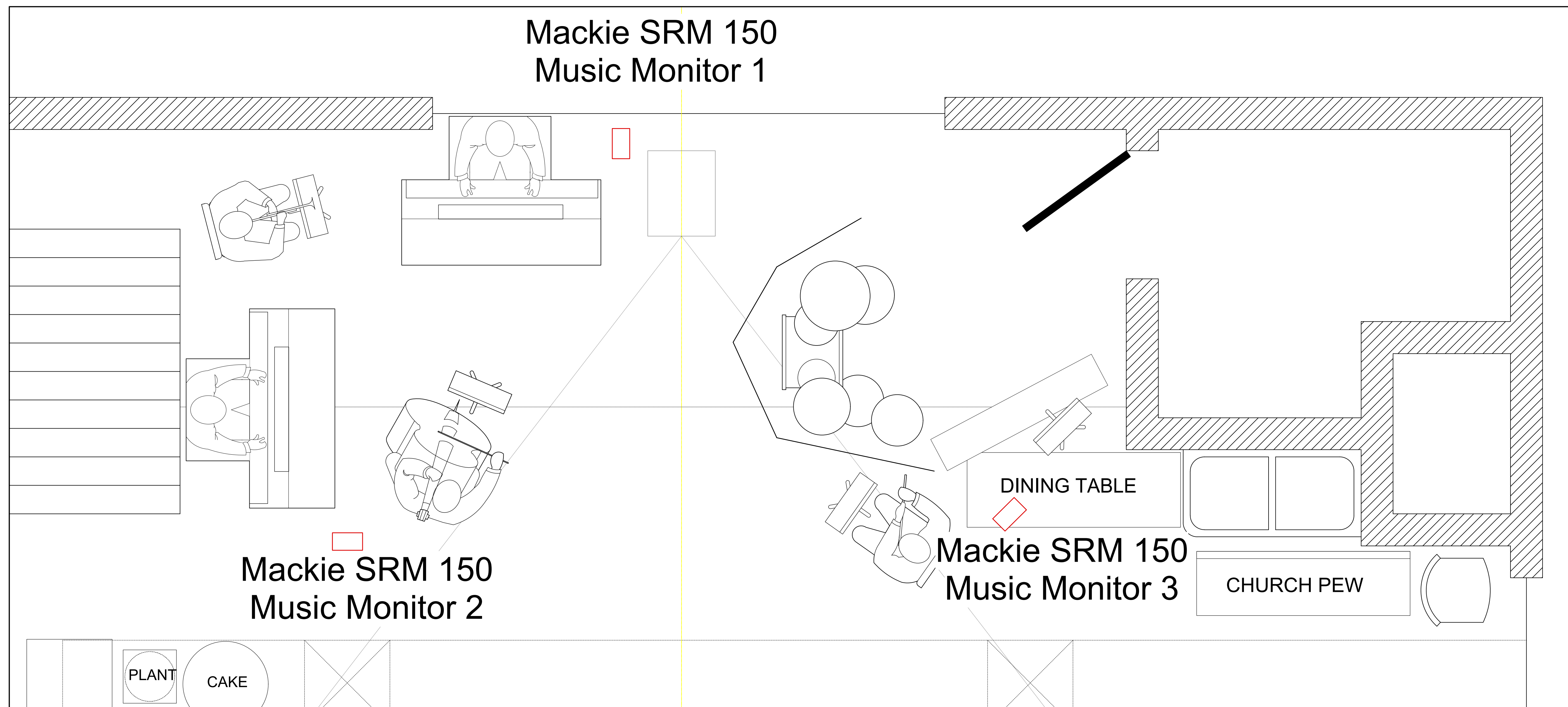
3 of 4

Creative Team:
Director: Sean Murray
Sound Designer: Stewart Blackwood
Lighting Designer: Chris Rynne
Scenic Designer: Sean Fanning
Costume Designer: Jennifer Gittings

Key:

Notes:

- The pit lay out is based on a conversation with Terry and Criag. Highly subject to change.
- The monitors will most likely need stools or be replaced with key board monitors/amps depending on the musicians's taste.



1 [Drawing Title]
Scale: 3/4" = 1'-0"

Document:
Pit Diagram

Plate:

4 of 4